

UNITED STATES
SECURITIES AND EXCHANGE COMMISSION
WASHINGTON, D.C. 20549

FORM 8-K

CURRENT REPORT
PURSUANT TO SECTION 13 OR 15(d) OF THE SECURITIES EXCHANGE ACT OF 1934

Date of Report (Date of earliest event reported): November 26, 2024



PORTILLO'S INC.

(Exact name of registrant as specified in its charter)

001-40951

(Commission File Number)

87-1104304

(I.R.S. Employer Identification No.)

Delaware
(State or other jurisdiction of incorporation or organization)

2001 Spring Road, Suite 400, Oak Brook, Illinois 60523
(Address of principal executive offices)

(630) 954-3773

(Registrant's telephone number, including area code)

N/A

(Former name or former address, if changed since last report)

Check the appropriate box below if the Form 8-K filing is intended to simultaneously satisfy the filing obligation of the registrant under any of the following provisions (see General Instruction A.2. below):

- Written communications pursuant to Rule 425 under the Securities Act (17 CFR 230.425)
- Soliciting material pursuant to Rule 14a-12 under the Exchange Act (17 CFR 240.14a-12)
- Pre-commencement communications pursuant to Rule 14d-2(b) under the Exchange Act (17 CFR 240.14d-2(b))
- Pre-commencement communications pursuant to Rule 13e-4(c) under the Exchange Act (17 CFR 240.13e-4(c))

Securities registered pursuant to Section 12(b) of the Act:

Title of each class	Trading Symbol	Name of each exchange on which registered
Class A Common Stock, \$0.01 par value per share	PTLO	Nasdaq Global Select Market

Indicate by check mark whether the registrant is an emerging growth company as defined in Rule 405 of the Securities Act of 1933 (§230.405 of this chapter) or Rule 12b-2 of the Securities Exchange Act of 1934 (§240.12b-2 of this chapter).
Emerging growth company

If an emerging growth company, indicate by check mark if the registrant has elected not to use the extended transition period for complying with any new or revised financial accounting standards provided pursuant to Section 13(a) of the Exchange Act.

Item 7.01. Regulation FD Disclosure.

Portillo's Inc., a Delaware corporation (the "Corporation"), will be participating in the Furey Research Partners Hidden Gems Conference. The Corporation's Chief Executive Officer, Michael Osanloo, and Chief Financial Officer, Michelle Hook, will present on Tuesday, November 26, 2024, at 9:00 a.m. Eastern Time. A copy of the presentation to be used is attached to this Current Report on Form 8-K as Exhibit 99.1 and is also available on the Corporation's website at <http://investors.portillos.com>.

The information contained in this Item 7.01, including the related information set forth in the presentation attached hereto as Exhibit 99.1 and incorporated by reference herein, is being "furnished" and shall not be deemed "filed" for the purposes of Section 18 of the Exchange Act or otherwise. The information in this Item 7.01 shall not be incorporated by reference into any registration statement or other document pursuant to the Securities Act of 1933, as amended, or into any filing or other document pursuant to the Exchange Act, except as otherwise expressly stated in any such filing.

Cautionary Note Regarding Forward-Looking Statements

This presentation contains forward-looking statements, within the meaning of the Private Securities Litigation Reform Act of 1995 ("PSLRA"). All statements other than statements of historical fact are forward-looking statements. Forward-looking statements discuss our current expectations and projections relating to our financial position, results of operations, plans, objectives, future performance and business, and are based on currently available operating, financial and competitive information which are subject to various risks and uncertainties, so you should not place undue reliance on forward-looking statements. You can identify forward-looking statements by the fact that they do not relate strictly to historical or current facts. These statements may include words such as "aim," "anticipate," "believe," "commit," "estimate," "expect," "forecast," "outlook," "potential," "project," "projection," "plan," "intend," "seek," "may," "could," "would," "will," "should," "can," "can have," "likely," the negatives thereof and other similar expressions.

Forward-looking statements are based on our current expectations and assumptions regarding our business, the economy, and other future conditions. Because forward-looking statements relate to the future, by their nature, they are subject to inherent uncertainties, risks and changes in circumstances that are difficult to predict. As a result, our actual results may differ materially from those contemplated by the forward-looking statements. Important factors that could cause actual results to differ materially from those in the forward-looking statements include regional, national or global political, economic, business, competitive, market and regulatory conditions and the following:

- risks related to or arising from our organizational structure;
- risks of food-borne illness and food safety and other health concerns about our food;
- risks relating to the economy and financial markets, including inflation, fluctuating interest rates, stock market activity, or other factors;
- the impact of unionization activities of our Team Members on our reputation, operations and profitability;
- risks associated with our reliance on certain information technology systems, including our new enterprise resource planning system, and potential failures or interruptions;
- privacy and cyber security risks related to information technology systems, including our digital ordering and payment platforms for our delivery business;
- the impact of competition, including from our competitors in the restaurant industry or our own restaurants;
- the increasingly competitive labor market and our ability to attract and retain the best talent and qualified employees;
- the impact of federal, state or local government regulations relating to privacy, data protection, advertising and consumer protection, building and zoning requirements, labor and employment matters, costs or ability to open new restaurants, or sale of food and alcoholic beverage control regulations;
- inability to achieve our growth strategy, such as the availability of suitable new restaurant sites in existing and new markets and opening of new restaurants at the anticipated rate and on the anticipated timeline;
- the impact of consumer sentiment and other economic factors on our sales;
- increases in food and other operating costs, tariffs and import taxes, and supply shortages; and
- other risks identified in our filings with the Securities and Exchange Commission (the "SEC").

All forward-looking statements are expressly qualified in their entirety by these cautionary statements. You should evaluate all forward-looking statements made in this presentation in the context of the risks and uncertainties disclosed in our Annual Report on Form 10-K for the fiscal year ended December 31, 2023 filed with the SEC on February 27, 2024, and subsequent filings with the SEC. All of the Company's SEC filings are available on the SEC's website at www.sec.gov. The forward-looking statements included in this presentation are made only as of the date hereof. The Company undertakes no obligation to publicly update or revise any forward-looking statement as a result of new information, future events or otherwise, except as otherwise required by law.

Item 9.01 Financial Statements and Exhibits.

(d) Exhibits.

Exhibit Number

Description

99.1	Investor Presentation
104	Cover Page Interactive Data File (embedded within the Inline XBRL document)

SIGNATURES

Pursuant to the requirements of the Securities Exchange Act of 1934, the registrant has duly caused this report to be signed on its behalf by the undersigned, thereto duly authorized.

Portillo's Inc.
(Registrant)

Date: November 26, 2024

By: /s/ Michelle Hook
Michelle Hook
Chief Financial Officer and Treasurer
(Principal Financial Officer and Principal Accounting Officer)

Portillo's®

Furey Research Partners Hidden Gems Conference
November 26, 2024



CAUTIONARY NOTE ON FORWARD-LOOKING STATEMENTS & NON-GAAP MEASURES

This presentation contains forward-looking statements, within the meaning of the Private Securities Litigation Reform Act of 1995 ("PSLRA"). All statements other than statements of historical fact are forward-looking statements. Forward-looking statements discuss our current expectations and projections relating to our financial position, results of operations, plans, objectives, future performance and business, and are based on currently available operating, financial and competitive information which are subject to various risks and uncertainties, so you should not place undue reliance on forward-looking statements. You can identify forward-looking statements by the fact that they do not relate strictly to historical or current facts. These statements may include words such as "aim," "anticipate," "believe," "commit," "estimate," "expect," "forecast," "outlook," "potential," "project," "projection," "plan," "intend," "seek," "may," "could," "would," "will," "should," "can," "can have," "likely," "the negatives thereof" and other similar expressions.

Forward-looking statements are based on our current expectations and assumptions regarding our business, the economy and other future conditions. Because forward-looking statements relate to the future, by their nature, they are subject to inherent uncertainties, risks and changes in circumstances that are difficult to predict. As a result, our actual results may differ materially from those contemplated by the forward-looking statements. Important factors that could cause actual results to differ materially from those in the forward-looking statements include regional, national or global political, economic, business, competitive, market and regulatory conditions and the following:

- risks related to or arising from our organizational structure;
- risks of food-borne illness and food safety and other health concerns about our food;
- risks relating to the economy and financial markets, including inflation, fluctuating interest rates, stock market activity, or other factors;
- the impact of unionization activities of our Team Members on our reputation, operations and profitability;
- risks associated with our reliance on certain information technology systems, including our new enterprise resource planning system, and potential failures or interruptions;
- privacy and cyber security risks related to information technology systems, including our digital ordering and payment platforms for our delivery business;
- the impact of competition, including from our competitors in the restaurant industry or our own restaurants;
- the increasingly competitive labor market and our ability to attract and retain the best talent and qualified employees;
- the impact of federal, state or local government regulations relating to privacy, data protection, advertising and consumer protection, building and zoning requirements, labor and employment matters, costs or ability to open new restaurants, or sale of food and alcoholic beverage control regulations;
- inability to achieve our growth strategy, such as the availability of suitable new restaurant sites in existing and new markets and opening of new restaurants at the anticipated rate and on the anticipated timeline;
- the impact of consumer sentiment and other economic factors on our sales;
- increases in food and other operating costs, tariffs and import taxes, and supply shortages; and
- other risks identified in our filings with the Securities and Exchange Commission (the "SEC").

All forward-looking statements are expressly qualified in their entirety by these cautionary statements. You should evaluate all forward-looking statements made in this Form 10-Q in the context of the risks and uncertainties disclosed in our Annual Report on Form 10-K for the fiscal year ended December 31, 2023 filed with the SEC on February 27, 2024, and subsequent filings with the SEC, which are available on the SEC's website at www.sec.gov. The forward-looking statements included in this press release are made only as of the date hereof. The Company undertakes no obligation to publicly update or revise any forward-looking statement as a result of new information, future events or otherwise, except as otherwise required by law.

This presentation includes certain non-GAAP measures as defined under SEC rules, including Adjusted EBITDA, Adjusted EBITDA Margin, Restaurant-Level Adjusted EBITDA and Restaurant-Level Adjusted EBITDA Margin. Reconciliations and definitions are included in the Appendix to this presentation.

Portillo's

PORTILLO'S AT A GLANCE

- 1 Something craveable for everyone
- 2 Experiential, differentiated dining
- 3 Available any way you want it
- 4 Measurably obsessed fans
- 5 Unmatched value in Fast Casual
- 6 Incredible unit economics
- 7 Growing faster and farther than ever
- 8 Distinct and focused market strategies



Portillo's

NEW! SALTED CARAMEL
SPICE CAKE &
SALTED CARAMEL SPICE
CAKE SHAKE

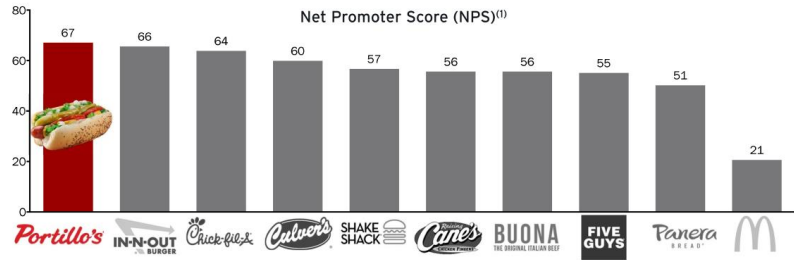
SOMETHING TRULY CRAVEABLE FOR EVERYONE



\$650K+
PER RESTAURANT OF
SALAD SALES

**CONSISTENT
SALES MIX**
ACROSS OUR GEOGRAPHIC
FOOTPRINT

MEASURABLY OBSESSED FANS



"I go to Portillo's so much that my phone thinks I work there, and it tells me how long my commute will be every morning"
-@bejulled



"One time, I woke myself up saying my usual Portillo's order in my sleep."
-@elissaxrod

(1) Net promoter score measures consumer enthusiasm and advocacy based on a single survey question. Scores shown from guests who indicate they visit each brand "regularly." Customer Experience Benchmarks (CEB) sourced using the Qualtrics platform via a proprietary benchmark survey fielded monthly. Results represent Q4 2023 to Q3 2024, for Portillo's operating geographies.
© 2024 Portillo's Hot Dogs | All rights reserved | Do not share or duplicate confidential content, in whole or part, without written consent

UNMATCHED VALUE IN FAST CASUAL

Portillo's

Portillo's

Portillo's doesn't prompt for tips, but these brands do...



- Italian Beef
- Small Fries
- Small Soft Drink

\$13.57



- Wreck Sandwich
- Chips + Drink

\$13.58



- Shackburger
- Fries
- Small Soft Drink

\$15.47



- Kale Caesar Salad with Chicken
- Spindrift Water

\$16.70



- Green Goddess Cobb Salad with Chicken
- Small Soft Drink

\$16.88



- Little Cheeseburger
- Little Fries
- Regular Drink

\$17.37



- Steak Burrito
- Chips
- Small Soft Drink

\$15.15

In-Store

Delivery¹

\$22.12

With suggested tip

\$14.94

\$17.02

\$18.49

\$18.38

\$19.54

Source: On-site visits at all brands except Chipotle.
 Note: Prices are from location in Elmhurst, IL, or closest to Elmhurst, IL, as of 9/1/2024. Prices with suggested tip are calculated based on the median tip option presented at the point of sale, if a tip is prompted. All prices exclude sales tax.
 (1) Price reflected on brand's own delivery platform.

© 2024 Portillo's Hot Dogs | All rights reserved | Do not share or duplicate confidential content, in whole or part, without written consent.

INCREDIBLE UNIT ECONOMICS

1963
FOUNDED

OCT. 2021
IPO DATE

\$714M
TTM Q3 2024
REVENUE⁽¹⁾

\$8.9M
TTM Q3 2024
AVERAGE UNIT VOLUMES⁽¹⁾

\$32M
TTM Q3 2024
NET INCOME⁽²⁾

\$59M
TTM Q3 2024
OPERATING INCOME⁽²⁾

23.6%
TTM Q3 2024
RESTAURANT-LEVEL ADJ. EBITDA
MARGIN⁽²⁾⁽³⁾

\$106M
TTM Q3 2024
ADJUSTED EBITDA⁽²⁾⁽³⁾

(1) Average of restaurants open at least 24 months (i.e., units opened on 9/30/2022 or earlier for comparison purposes). Includes a restaurant that is owned by C&O of which Portillo's owns 50% of the equity

(2) See appendix for a reconciliation to the most directly comparable financial measure stated in accordance with GAAP

(3) Excludes a restaurant that is owned by C&O of which Portillo's owns 50% of the equity

(4) Based on data from Blackbox for non-management positions as of 9/30/2024



ACCELERATING HISTORICAL GROWTH & RESULTS




Number of Restaurants by Fiscal Year

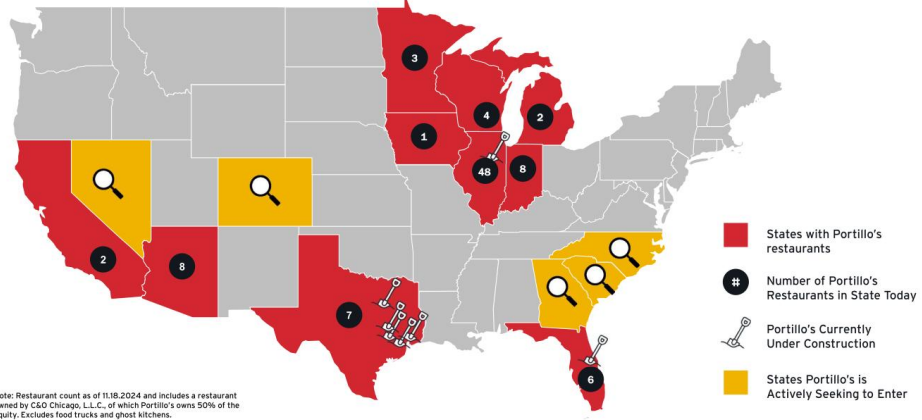


Note: Total restaurants includes a restaurant owned by C&O Chicago, L.L.C., of which Portillo's owns 50% of the equity.
 (1) See appendix for a reconciliation to the most directly comparable financial measure stated in accordance with GAAP.

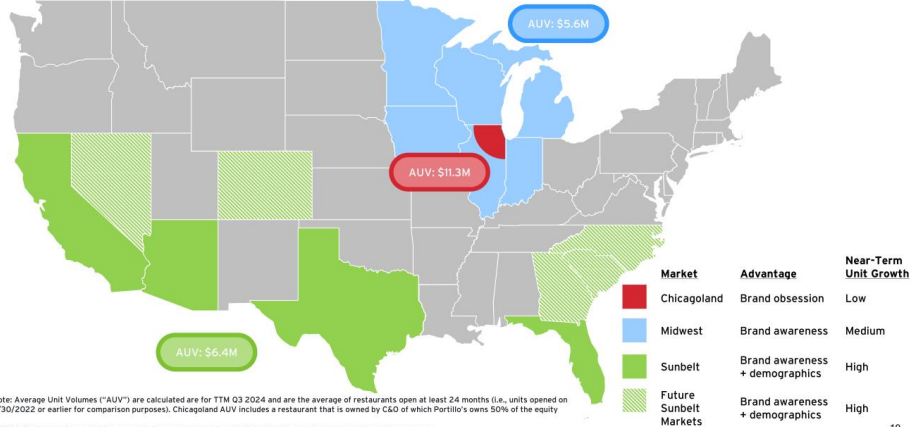
Five-Year Results



GROWING FASTER AND FARTHER THAN EVER *Portillo's*



DISTINCT & FOCUSED MARKET STRATEGIES *Portillo's*



**OPTIMIZING THE SIZE AND COST OF OUR RESTAURANTS
IMPROVES CASH ON CASH RETURNS**



	2019	2023	2024 (1H)	2024 (2H)	
					Class of 2025 Average Build Cost \$5.2M - \$5.5M
				<i>Restaurant of the Future</i>	
Net Build Cost¹	\$8.1M ²	\$6.7M	\$5.8M	\$5.2M	2026 Cost Will Reduce Even More More size reduction in Restaurant of the Future 2.0 Exploring alternate real estate financing structures
Sq Footage	11,300 sq/ft	7,700 sq/ft	7,700 sq/ft	6,250 sq/ft	
Kitchen Line Length	105 feet	65 feet	65 feet	47 feet	

(1) Represents net build costs for individual restaurants which is not indicative of average net build costs of restaurants constructed in shown years. All build costs for Texas locations shown are net of tenant improvement allowances
 (2) Chained to 2024 dollars using a 6.9% inflation CAGR over 5 years; Source: Producer Price Index by Commodity: Special Indexes: Construction Materials

LONG-TERM GROWTH ALGORITHM

Portillo's

UNIT GROWTH
12%-15%

SAME RESTAURANT SALES
Low single digits

REVENUE GROWTH
Mid teens

ADJ. EBITDA GROWTH⁽¹⁾
Low teens



CHICAGO STYLE HOT DOG
JUMBO HOT DOG &
PLANT BASED GARDEN DOG

(1) We are unable to reconcile the long-term outlook for Adjusted EBITDA growth to net income (loss), the corresponding U.S. GAAP measure, due to variability and difficulty in making accurate forecasts and projections and because not all information necessary to prepare the reconciliation is available to us without unreasonable efforts. For the same reasons, we are unable to address the probable significance of the unavailable information because we cannot accurately predict all of the components of the adjusted calculations and the non-GAAP measure may be materially different than the GAAP measure.



APPENDIX

ADJUSTED EBITDA RECONCILIATION

Portillo's

(\$ IN THOUSANDS)

	LTM	
	September 29, 2024	
Net income	\$	32,294
Net income margin		4.5 %
Depreciation and amortization		27,254
Interest expense		26,514
Interest income		(300)
Income tax expense		4,541
EBITDA		90,303
Deferred rent (1)		5,172
Equity-based compensation		12,721
Cloud-based software implementation costs (2)		766
Amortization of cloud-based software implementation costs (3)		366
Other loss (4)		208
Transaction-related fees & expenses (5)		542
Tax Receivable Agreement liability adjustment (6)		(4,382)
Adjusted EBITDA	\$	105,696
Adjusted EBITDA Margin (7)		14.8 %

- (1) Represents the difference between cash rent payments and the recognition of straight-line rent expense recognized over the lease term.
 (2) Represents non-capitalized third party consulting and software licensing costs incurred in connection with the implementation of new enterprise resource planning ("ERP") and human capital management ("HCM") systems which are included within general and administrative expenses.
 (3) Represents amortization of capitalized cloud-based ERP system implementation costs that are included within general and administrative expenses.
 (4) Represents (gain) loss on disposal of property and equipment included within other income, net.
 (5) Represents certain expenses that management believes are not indicative of ongoing operations, consisting primarily of certain professional fees included within general and administrative expenses.
 (6) Represents remeasurement of the Tax Receivable Agreement liability.
 (7) Adjusted EBITDA Margin is defined as Adjusted EBITDA divided by Revenues, net.

RESTAURANT-LEVEL ADJUSTED EBITDA RECONCILIATION *Portillo's*
 (\$ IN THOUSANDS)

	LTM		Fiscal Year Ended	
	September 29, 2024		December 29, 2019	
Operating income	\$	58,667	\$	48,922
Operating income margin		8.2 %		10.2 %
General and administrative expenses		76,336		43,118
Pre-opening expenses		9,260		2,834
Depreciation and amortization		27,254		24,364
Net income attributable to equity method investment		(1,314)		(766)
Other income, net		(1,581)		(1,402)
Restaurant-Level Adjusted EBITDA	\$	168,622	\$	117,070
Restaurant-Level Adjusted EBITDA Margin		23.6 %		24.4 %

